



Nationalizations of Sovereign hydrocarbon wealth

*BOLIVIA---1937

*MEXICO---1938

*IRAN---1951

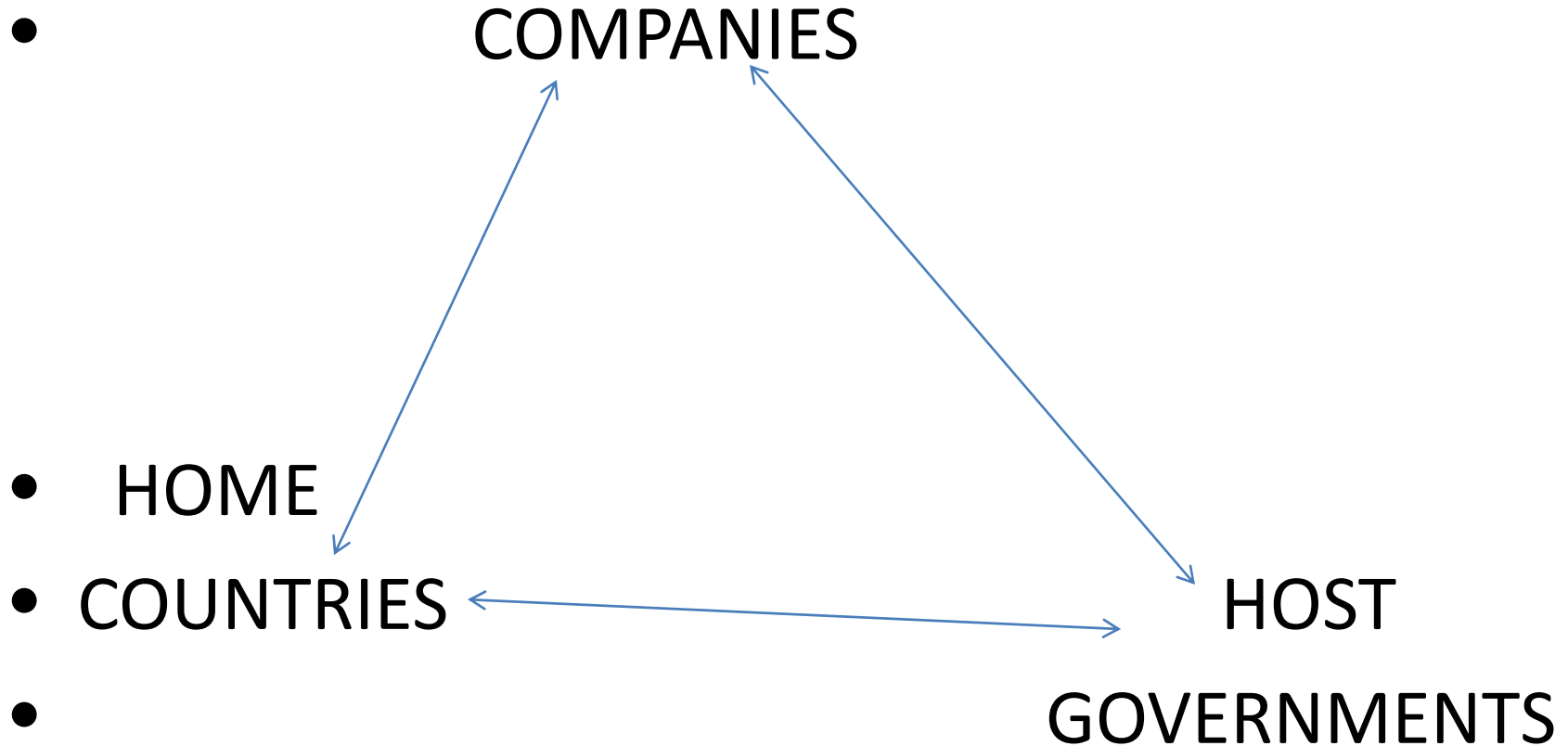
OIL INDUSTRY 1947-2000



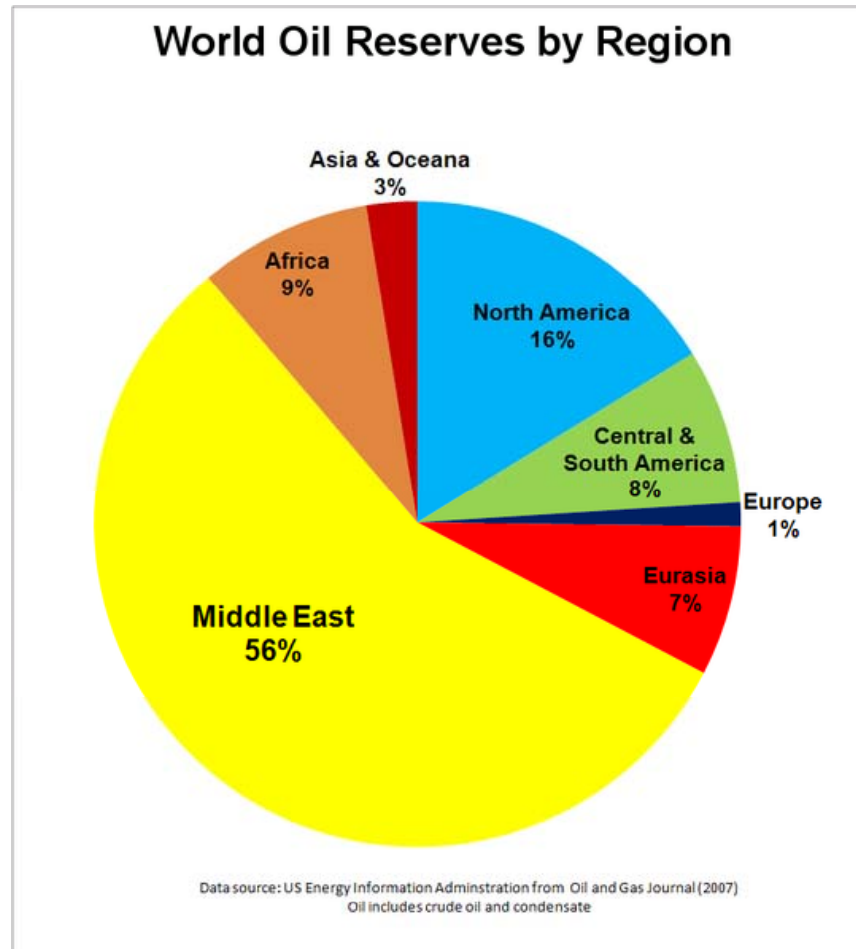
GAS BEING FLARED



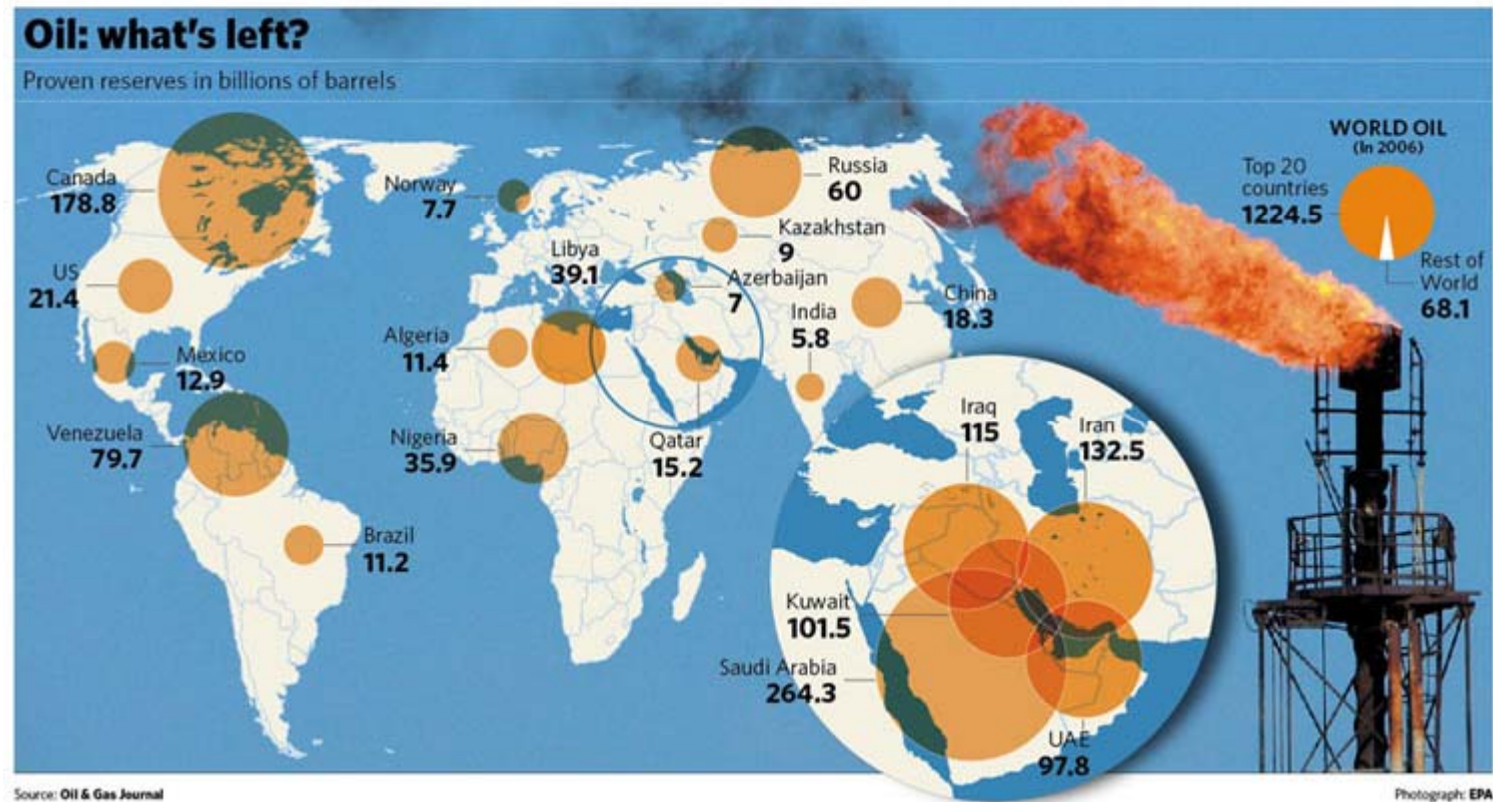
3-WAY RELATIONSHIP OF OIL POLITICS



WORLD OIL RESERVES BY REGION



OIL-SUPPLIES-LEFT?



PROVEN RESERVES OF OIL

COUNTRY	PROVEN RES(BILLION BBLs)
SAUDIA ARABIA	267
CANADA	179
IRAN	138
IRAQ	115
KUWAIT	104
UAE	98
VENEZUELA	87
RUSSIA	60
LIBYA	41

GAS STORAGE TANKS



GLOBAL PRODUCTION-CONSUMPTION MML OF OIL

COUNTRY	PRODUCTION (MML OF BARRELS)	CONSUMPTION
SAUDIA ARABIA	8.52	1.41
UNITED STATES	8.09	19.99
RUSSIA	7.01	2.53
IRAN	3.77	1.10
MEXICO	3.56	1.93
NORWAY	3.40	-
CHINA	3.29	-
VENEZUELA	3.13	
CANADA	2.74	2.04
UAE	2.55	0.53

LARGEST OIL COMPANIES BY PRODUCTION(MML OF BARRELS)

COMPANIES	PRODUCTION
EXXON-MOBIL (USA)	2.54
ROYAL DUTCH-SHELL (UK-NETH)	2.22
CHEVRON (USA)	1.95
BRITISH PETROLEUM (UK)	1.93
YUKOS (RUSSIA)	1.50
TOTAL-FINA-ELF(FRANCE)	1.45
LUKOIL (RUSSIA)	1.20
CONOCO-PHILLIPS (USA)	1.01
ENI (ITALY)	0.857
SURGUTNEFTEGAS (RUSSIA)	0.884

SHIPMENT OF OIL-GAS



LARGEST OIL COMPANIES BY RESERVES

MML OF BARRELS

COMPANIES	BY RESERVES
LUKOIL(RUSSIA)	17.36
YUKOS(RUSSIA)	17.28
GAZPROM(RUSSIA)	14.90
EXXON-MOBIL(USA)	12.31
ROYAL DUTCH-SHELL(UK-NETH)	9.46
CHEVRON(USA)	8.71
BP(UK)	8.37
TYUMEN(RUSSIA)	7.30
TOTAL-FINA-ELF(FRANCE)	6.96
SURGUTNEFTEGAS(RUSSIA)	6.64